


VeriFast™ MicroView 1.0



Fastener Detection System

The VeriFast™ MicroView 1.0 is a standalone controller that allows simple integration of analog linear position sensing devices into resistance welding systems that require digital I/O. For each device, the user can teach up to four (4) linear positions, and set independent upper/lower tolerance windows for each position.

The intuitive user interface allows for quick and easy control of all settings, while the solid state design and standardized connectors meet the demand of the industrial environment. The VeriFast™ MicroView 1.0 is a robust and straightforward solution for interfacing linear position sensors or other analog devices to nearly any control process.

Main Features


- Two analog input channels.
- 16 bit resolution.
- 800 samples per second per channel.
- Up to 15 schedules available.
- For use with IA, LVDT, LPT, or Laser sensors.
- 4.3" Resistive Touch LCD.
- 5 PNP outputs per channel (Pin Extended, At Weld Position, Set Down, Pin Retracted, Bypassed) with programmable tolerances.
- Onboard storage for over 500,000 readings per channel (roughly 14 weeks at 45,720 readings per week).
- Real-time clock for weld data collection.
- USB port for downloading weld data to external USB storage.
- Selectable display units (e.g., counts, mm, inch).
- Multi-language support.



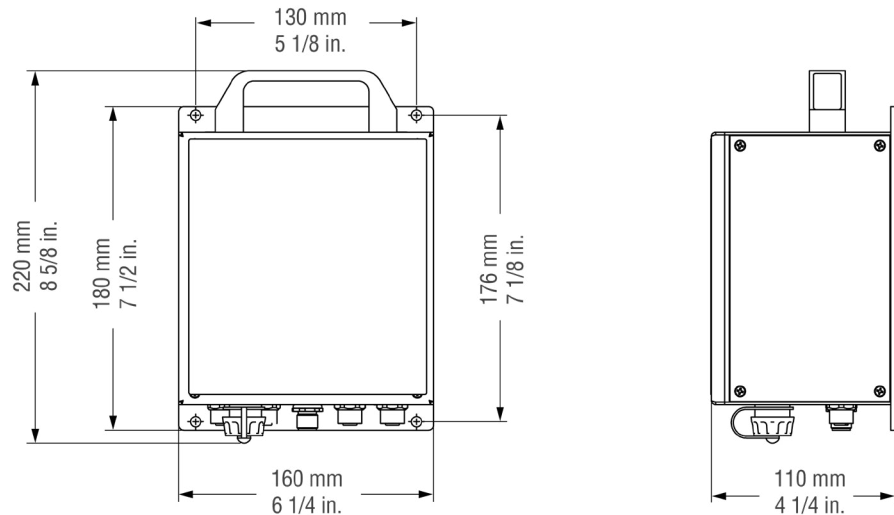
Why use a VeriFast™ MicroView?

- **IA or LVDT – Digital Solution**
As a replacement for the CenterLine Smart Electrode™, or for customers who do not want to work with the analog data from the Signal Conditioner.
- **Robotic Cell**
Digital outputs wired directly into robot cabinet to reduce processing time, simplify programming and wiring.
- **Standalone Pedestal Welder**
To enable digital outputs wired directly to PLC without requiring an analog card. Can be used for retrofitting IA, LVDT, LPT and laser position detection.

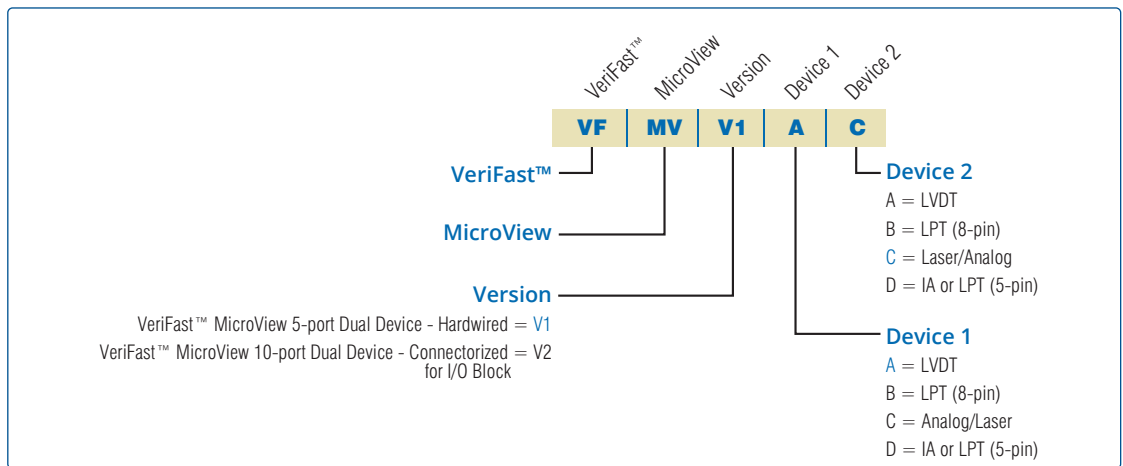
Compatible Interfaced Components



Standard Dimensions



Part Numbering System



Technical Specifications

Parameter	Value
Power:	
Input Voltage/Current	18 VDC – 30 VDC, 1 A max @ 24 VDC
Digital I/O:	
Input	PNP, High True $V_{IL} = 2.4 \text{ VDC Max.}$, $I_{IL} = 3.0 \text{ mA Max.}$, $V_{IH} = 30 \text{ VDC Max.}$
Output	PNP, High True $V_{OL} = 0.8 \text{ VDC Max.}$, $I_{OL} = 50 \text{ mA Max.}$, $V_{OH} = 30 \text{ VDC Max.}$
Environmental:	
Operating Temperature Range	-20°C to 50°C
Enclosure Size	160mm W x 220mm H x 110mm D (6-1/4 in. W x 8-5/8 in. H x 4-1/4 in. D)