


The **Website** contains:

- **General Public Documents** only (these documents are also available under the "Product Documentation" tab on the CenterLine® Documentation Portal. See page 2).

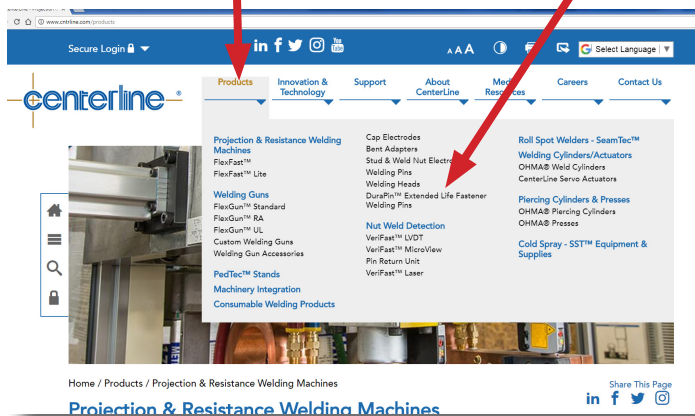
1. To access the CenterLine® website, go to:

[www.centrline.com](http://www.centrline.com) →

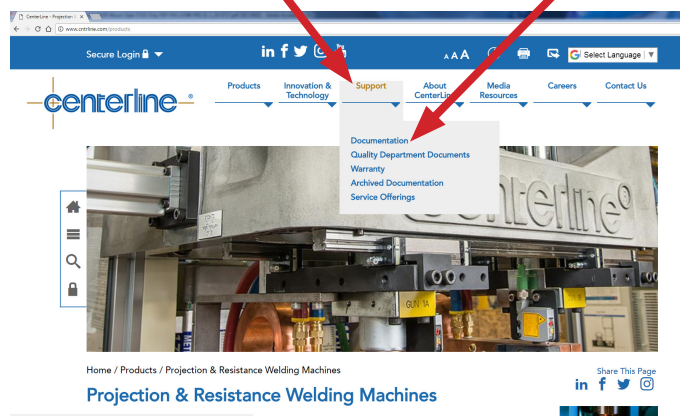


Then, choose one of the following:

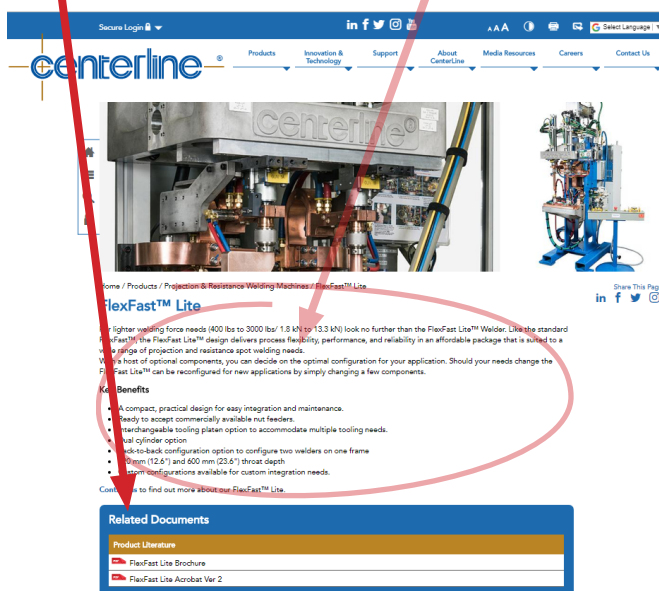
2. Click on the **"Products"** tab, then click on a product from the list.



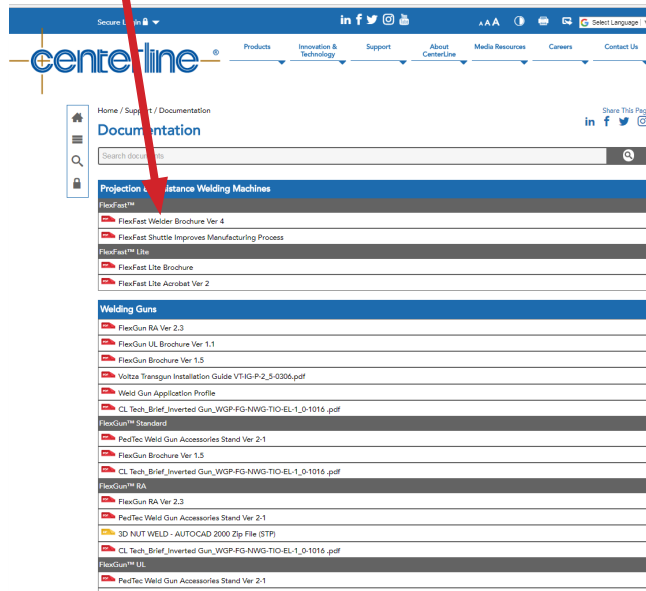
2. Click on the **"Support"** tab, then choose "Documentation" from the list.



3. Related Documents are at the bottom of the page, (after general product information).



3. Scroll down the list and click on the desired document. The documents are grouped by categories of products.



The **Documentation Portal** requires an access password. It contains:

■ **Product Documentation** tab (includes **General Public Documents** from the website, and **Non-public Documents**. Some access may be restricted by CenterLine®).

■ **Customer Sites** tab (contains equipment specific information)

1. To access the CenterLine® Documentation Portal, go to:

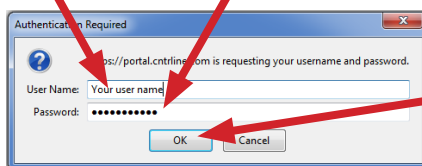
[www.cntrline.com](http://www.cntrline.com) →



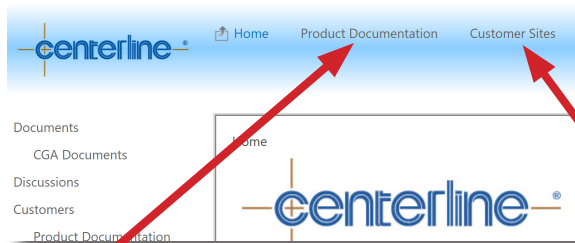
2. Click on the "Secure Login" at the top of the screen, then choose "Documentation Portal" from the drop-down list.



3. Type in your User Name and Password (provided by IS or Documentation Dept. at CenterLine®). Click on the "OK" button.



4. Once logged in, choose one of the following tabs at the top or on the left of the screen:



## Product Documentation

Contains **public** (also posted on the CenterLine® website) and **non-public** documents, such as:

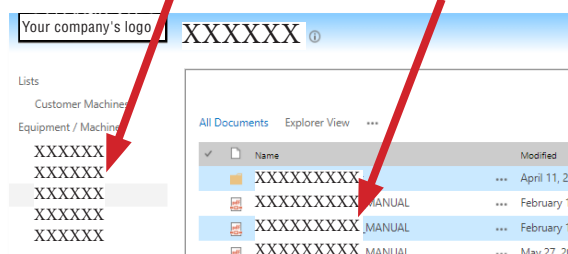
- Flyers, Brochures
- Product Guides
- Service Instructions and User Guides
- User Manuals and technical information

*Note:* Access to some of these documents may be restricted by CenterLine®.

## Customer Sites

Contains **customer accounts** and information that has been provided to customers based on job/project numbers.

5. Choose the job/project number from the menu on the left. Then, select documents from the list as desired.



If you experience issues accessing the CenterLine® documents, please contact your CenterLine® Account Manager, or email [documentation@cntrline.com](mailto:documentation@cntrline.com).